












PEW 9 - Light and compact



Art. No. 619 090 3

- Specially designed for professional installers
- High crimping force through efficient force transfer
- Ensures quality, solder-free electrical connections
- With force lock for dependable crimps (unlockable)
- Compact and light

Art. No.	Range of applications	Profile	Connectors	Capacity		Length mm	Weight g
				mm ²	AWG		
619 020 3	Non-insulated terminals			0,25-0,75		215	490
				1,0-1,5	23 - 13		
				2,5			
619 031 3	Non-insulated splice connectors			1,5 / 2,5		215	490
				4,0 / 6,0*	15 - 7		
				10,0*			
619 032 3	Non-insulated terminals			0,5-1,0 /		215	490
				1,5-2,5			
				4,0-6,0	20 - 7		
				10			

Art. No.	Range of applications	Profile	Connectors	Capacity		Length mm	Weight g
				mm ²	AWG		
619 045 3	Non-insulated plug connectors			0,1– 0,25 / 0,5–1,0 0,5–1,0 1,5–2,5	27–13	215	490
619 050 3	Non-insulated plug connectors			0,5–1,0 1,5–2,5 4–6	20–10	215	490
619 060 3	Insulated terminals			0,5–1,0 1,5–2,5 4,0–6,0	20 - 10	215	490
619 060-3 3	Headshrink splices			0,5–1,0 1,5–4,5 4,0–6,0	20 - 10	215	490
619 090 3	Ferrules			0,25 - 6,0	23 - 10	215	490
619 091 3	Ferrules			10,0 - 25,0	7 - 3	215	490
619 100 3	Coax connectors			sw 5,4 sw 6,48 sw 1,72	RG 58 / 59, RG 62 / 71	215	490
619 1071 3	Non-insulated terminals and splice connectors	 	 	0,5–1,5 1,5–2,5 4,0–6,0 / 6,0–10,0	20–7	215	490

* per DIN 46267